



# 15" Marvel Low Profile Clear Ice Machine with Arctic Illuminice™ Lighting

Model # MA15CL & MA15CP

## Performance

- The quietest ice machine you can buy
- Energy-saving options conserve water and electricity
- Engineered to consistently produce pure, clear ice with unrivaled clarity, immediate cooling and slower melt
- Produces up to 39 pounds of clear ice daily, the equivalent of nearly eight convenience-store ice bags
- Close Door Assist System™ prevents energy loss by automatically drawing door to a gentle close
- Streamlined componentry and single-connection water fitting for simple installation

## Storage Capabilities

- Large-capacity bin stores 35 pounds of clear ice
- Ice scoop included

## Touchpad Controls

- Multifunction Marvel Intuit™ Integrated Controls adapt ice production to usage needs
- Eco Ice™ mode moderates ice production to conservative usage, saving 25% water (91 gallons monthly) and 25% energy (\$45 annually)\*\*
- Audible alerts and programmed cleaning reminders

## Aesthetics

- Illuminice™ feature projects arctic white LED lighting through clear ice for a dazzling illumination effect
- Dramatic midnight black interior
- High-efficiency, low-maintenance condenser design for built-in zero clearance installations
- Finish options: stainless steel or overlay (panel ready)

## Additional Convenience

- Low profile, ADA height allows for universal installation applications
- Black toe kick adjustable to 4" with leveling legs
- 1-year parts and labor warranty, 5-year sealed system parts warranty

\*\*Based on national average of \$0.12 kWh at 100% operation  
 Note: Ice production rate optimal when ambient air and water temperature is at or below 72° F.

## Finish Options



Stainless Steel



Solid Overlay (Panel Ready)\*



## Gravity Drain Applications

Solid Stainless Steel Door, Right Hinge	MA15CLS2RS
Solid Stainless Steel Door, Left Hinge	MA15CLS2LS
Panel-Ready Solid Overlay Panel Door, Right Hinge*	MA15CLP2RP
Panel-Ready Solid Overlay Panel Door, Left Hinge*	MA15CLP2LP

## Factory Installed Pump

Solid Stainless Door, Right Hinge	MA15CPS2RS
Solid Stainless Door, Left Hinge	MA15CPS2LS
Panel-Ready Solid Overlay Panel Door, Right Hinge*	MA15CPP2RP
Panel-Ready Solid Overlay Panel Door, Left Hinge*	MA15CPP2LP

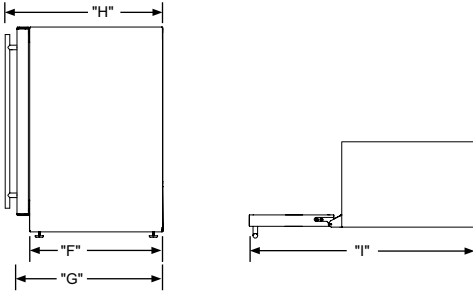
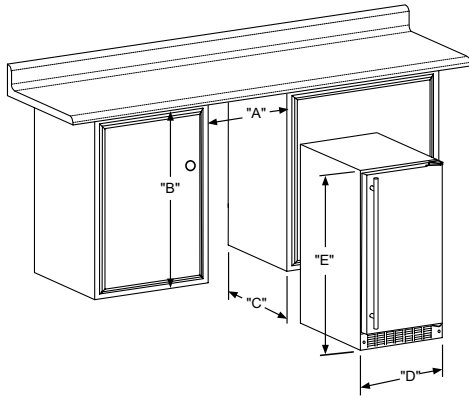
## Accessories

Clear Ice Machine Cleaner, 4-oz bottle	S41013789
--	-----------

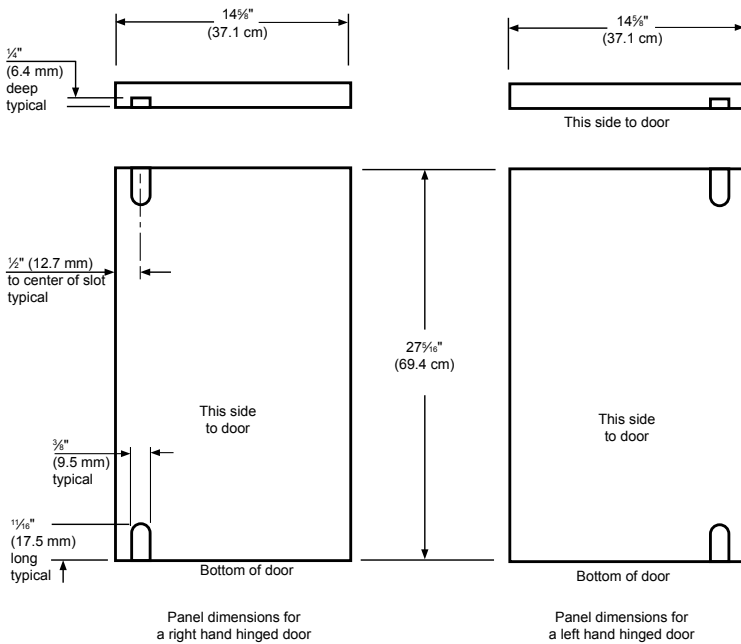
\*Easy installation! No panel kit required. Consult your cabinet maker for overlay panel and handle options.



## Product Dimensions



## Panel Overlay Dimensions



## Rough-In Dimensions

A. Rough-In Width	15-1/4"
B. Rough-In Height	31 1/8" to 32 1/8"
C. Rough-In Depth	24"

## Product Dimensions

D. Width	14 7/8"	
E. Height	31" to 32"	
F. Cabinet Depth	21 1/2"	
G. Depth to Front of Door	Solid Door	23 5/8"
	Overlay Door	22 7/8" Without Handle
H. Depth to Handle	25 1/2" (Stainless Steel)	
I. Depth with door at 90°	Solid Door	37 3/8"
	Overlay Door	38 5/8"

## Product Features

Interior Cabinet Finish	Black
Capacity	Up to 35 lbs of clear ice
Shelving System	NA
Shelf Fronts	NA
Other Storage	Ice Bin
Interior Lighting	Illuminice™ LED Lighting
Toe Grill Finish	Black
Hinge	Classic Hinge (Integrated Hinge on Panel Overlay Model)
Handle	Slim Designer Handle (Panel Overlay Does Not Include Handle)
Control Type	Intuit™
Temperature Range	NA
Lock	No
Electrical Requirements	115V / 60Hz / 15A
Length of Power Cord	6'
Shipping Weight	120 lbs
Finishes	Stainless Steel, Overlay
Vacation Mode	Yes
Agency Approvals	CSA

For comprehensive installation instructions, please visit [www.marvelrefrigeration.com](http://www.marvelrefrigeration.com) to access the owner's guide.